

**FIRST
EDITION**



Union Special[®]
INDUSTRIAL SEWING EQUIPMENT

CATALOG NO. T119 L

STYLE

51000 G

LIST OF PARTS FOR STYLE 51000 G

Catalog No. T119 L

LIST OF PARTS

Style

51000 G

First Edition

Copyright 1960

By

Union Special Corporation
Rights Reserved in All Countries

UNION SPECIAL CORPORATION

INDUSTRIAL SEWING MACHINES

CHICAGO

Printed in U.S.A.

May, 1981

IDENTIFICATION OF MACHINES

Each UNION SPECIAL machine is identified by a Style number which is stamped into the name plate.

Machines similar in construction are designated by a Class number which contains no letters. Letters suffixed to the Class number indicate the individual standard machine Style. Letter "Z", however, is reserved as a suffix to the Standard Style identification to specify machine is of special construction.

APPLICATION OF CATALOG

This catalog applies specifically to the Standard Style of machine as listed herein. It can also be applied with discretion to some Special machines in this Class. References to direction such as right, left, front, back, etc., are given from the operator's position while seated at the machine.

IDENTIFYING PARTS

Where construction permits, each UNION SPECIAL part is stamped with its catalog number. A part too small for its complete catalog stamping is identified by a letter symbol which distinguishes it from another part similar in appearance.

Each part number represents the same part regardless of catalog in which it appears.

IMPORTANT! ON ALL ORDERS, PLEASE INCLUDE PART NAME AND STYLE OF MACHINE FOR WHICH PART IS ORDERED.

TERMS

Prices are strictly net cash and are subject to change without notice. All shipments are forwarded at the buyer's risk f.o.b. shipping point. Parcel Post shipments are insured unless otherwise directed. A charge is made to cover the postage and insurance.

NEEDLES

Each needle has both a type number and size number. The type number denotes the kind of shank, point, length, groove, finish, and other details. The size number, stamped on the needle shank, denotes the largest diameter of the blade, measured midway between the shank and the eye. Collectively, type number and size number represent the complete symbol.

Selection of proper needle size should be determined by the size of the thread used. Thread should pass freely through the needle eye in order to produce a good stitch formation.

NEEDLES (Continued)

To have needle orders promptly and accurately filled, forward a sample needle, the empty package, or description on label. A complete order would read as follows: "1000 Needles, Type 108 GHS, Size 110/044".

<u>Type No.</u>	<u>Description and Sizes</u>
108 GHS	Round shank, ball point, extra short, double groove, ball eye, spotted, struck groove, chromium plated - Sizes 070/027, 075/029, 080/032, 090/036, 100/040, 110/044, 125/049.

Standard needle for Style, 51000 G is Type 108 GHS, Size 110/044.

OILING

The oil has been drained from the machine before shipping, and the reservoir must be filled before beginning to operate. Use a straight mineral oil with a Saybolt viscosity of 90 to 125 seconds at 100^o Fahrenheit.

Oil is filled at the spring cap on the top cover, left hand side, and the oil level is checked at the sight gauge, on the lower left hand corner, on front of the machine. The oil level should be maintained between the red lines on the gauge. Capacity of the reservoir is twelve ounces.

Machine is automatically lubricated and no oiling other than keeping the main reservoir filled is necessary.

A daily check before the morning start should be made. Add oil if required to maintain suggested level.

Oil which has passed through the machine is filtered and pumped back into the main reservoir making too frequent oiling unnecessary.

Excessive oil in the main reservoir may be drained at the plug screw, in the main frame, directly under the handwheel.

DESCRIPTION OF MACHINES

Taupe Finish, Left Hand, Single Needle, Low Throw, Flat Bed Machine. 5/8 Inch Looper Travel, Light Weight Presser Bar and Needle Bar Drive, Oil Return Pump and Siphon Assembly.


51000 G For miscellaneous light weight seaming and hemming. Can also be used in conjunction with a right hand machine for simultaneously hemming both sides of towels, handkerchiefs, sheets, light weight bags and similar articles using customer's attachments. Seam Specification 401-SSa-1. Stitch range 10 to 16 per inch.

The following is a numerical list of the parts used in this machine. Quantities, part numbers, and descriptions are given. Following the parts list are photographs of some of the major parts.

Amt.	Part No.	Description	Amt.	Part No.	Description	Amt.	Part No.	Description
1	8	Feed Rocker Shaft	2	6042 A	Washer for 51035 A	1	22852 A	Screw for 51042 B
3	18	Nut for 57840, 51041 E, 55244 G	1	11638 M	Nut for 51093 E	1	22863	Adjusting Screw for 56334 E
2	20	Washer for 539, 51236 G	1	12538	Nut for 51041 G	1	22883 A	Plug Screw for lpr. drive shaft hole
2	25	Screw for 51003 G	1	12982	Lock Nut for 81	1	22883 A	Plug Screw for lpr. drive shaft hole
1	27-435	Washer for 51258 A	1	15465 F	Looper Rocker Cone (88)	4	22894 C	Set Screw for lpr. drive eccentric
2	Blk. 28	Screw for 52804 A	1	21210 A	Looper Collar	1	22894 D	Spot Screw for lpr. drive eccentric
2	50-216	Pin for 51057 G	1	21212	Oil Siphon Conn. Locking Ring for 51294 Z	2	22894 D	Spot Screw for 29476 DV, DX
1	50-458	Pin for 56341 G	1	21657 E	Washer for 51057 G	2	22894 F	Set Screw for 51221 C
2	52 A	Frame Thread	1	21657 Z	Tension Release Shaft Bushing	1	22894 H	Screw for 51042 C
1	56	Eyelet (98 A)	2	22503 F	Screw for bed	1	22894 J	Set Screw for 51247
1	73	Needle Clamp Nut	3	22513	Screw for 35731 A	1	29066 R	Needle Lever Ball Joint, upper (22559 G)
1	77	Screw for looper	1	22513	Screw for 51070 G	1	29105 AA	Looper Drive Eccentric Assembly
2	77	Screw for 51034, 51035 A	1	22519 H	Screw for 51244 B	1	29192 J	Looper Rocker Assembly
2	80	Screw for 51001 G	1	22524	Screw for 51082 C	1	29348 W	Needle Lever Assembly
1	81	Screw for 51042 B	1	22528	Screw for 51005 G	1	29476 DV	Looper Avoid Eccentric Assembly (22894 D)
1	82	Stitch Regulating Screw	1	22528	Screw for 51057 G	1	29476 DX	Feed Lift Eccentric Assembly (22894 D)
2	88	Screw for 15465 F	1	22539	Screw for 51001 G	1	29476 KG	Crankshaft Assembly Spring for 666-65, 666-114
8	90	Screw for 51082 P	1	22539 A	Plug Screw for bed	6	35178 D	Spring for 666-65, 666-114
3	90	Screw for 52894 AB	2	22557	Screw for 51083	2	35731 A	Presser Bar Guide Plate (22513, 22729 D)
1	91	Screw for 51030 G	2	22559 A	Bearing Cap Screw for 29105 AA, lower	3	35772 H	Washer for 51081 H
2	95	Screw for 51147	2	22559 B	Bearing Cap Screw for 29105 AA, upper	1	35853 V	Pin for 51041 G
1	96	Spot Screw for 51723 A	1	22559 G	Screw for 29066 R	2	41071 G	Nut for 51294 P
1	96	Screw for 51044	1	22560 B	Screw for feed bar shaft	2	41394 A	Gasket for 22733 B
2	97 A	Screw for 51041 G	2	22560 B	Screw for 51051	1	43232 R	Spring Washer for 51083
1	98	Screw for 482	2	22560 B	Screw for 51493 BP	1	51001 G	Cloth Plate (80, 22807, 22839)
1	98	Screw for 51044	1	22562 A	Screw for 51154 G	1	51003 G	Edge Guide (25)
2	98 A	Screw for 52 A	1	22564	Screw for 51054	1	51005 G	Feed Dog (22528)
4	109	Tension Disc	3	22569 B	Screw for 51493 AG	1	51008 G	Looper (73, 21210 A)
2	187 A	Screw for 51082 L	3	22569 B	Screw for main shaft housing	1	51013	Looper Rocker marked "L"
1	258	Nut for 56334 E	2	22570	Screw for 51024 G	1	51015 G	Needle Lever for 29348 W
1	258 A	Lock Nut for 51745	2	22570	Screw for 51024 G	1	51020 G	Presser Foot Assembly
2	269	Nut for 57840, 51236 G	18	22571 A	Plug Screw for bed	1	51022 G	Main Shaft
2	402	Screw for 51051, 51083	1	22571 B	Plug Screw	1	51024 G	Throat Plate (22570)
2	482	Collar for 8 (98)	1	22580 D	Set Screw for 51723 A	1	51025 A	Needle Guard (22585 B, 22801)
2	531	Screw for 51493 BQ	2	22585 A	Screw for 51082 C	1	51030 G	Shank for 51020 G(91)
1	538	Feed Dog Height Adjusting Screw	1	22585 B	Screw for 51025 A	1	51030 H	Presser Foot Bottom (22799 G)
1	539	Needle Thd., Eyelet (20, 22848)	1	22586 R	Screw for 51250 E	1	51030 J	Yielding Section for 51020 G
1	604	Screw for 51030 K	1	22706 A	Plug Screw for bed	1	51030 K	Spring for 51020 G (604)
1	643-127	Pump Housing	1	22729 A	Screw for 51243 C	1	51034	Feed Bar (77, 258, 538, 22560 B, 22863)
1	660-169	Gasket	1	22729 A	Screw for 51294 P	1	51035	Feed Rocker (92127)
1	660-196	Needle Bearing for 51236 E	2	22729 B	Screw for 51294 K	1	51035 A	Feed Rocker Arm (77, 6042 A, 55235 D, 55235 E)
1	660-202	Needle Bearing for 51145 A	3	22729 C	Screw for 51041 E	1	51041 E	Looper Connecting Rod Ball Joint, right (18, 97 A)
1	660-212	"O" Ring for 51221 C	2	22729 C	Screw for 51041 G	1	51041 G	Looper Connecting Rod and Ball Joint Assembly, left (12538, 22729 C)
2	660-212	Oil Seal Ring for 51250 E, (22586 R)	2	22729 C	Screw for 51041 G	1	51042 A	Looper Drive Lever Shaft
2	660-310	Retaining Ring for 35853 V	1	22729 D	Screw for 35731 A			
2	666-65	Oil Wick for looper rock shaft	1	22733 B	Plug Screw for 51082 K (41394 A)			
1	666-97	Oil Sight Gauge	1	22737	Screw for 51082 D			
1	666-98	Oil Cup for 51082 N	1	22807	Screw for 51081 H			
2	666-111	Oil Wick for feed rocker shaft	1	22811 B	Screw for 51081 B			
4	666-114	Oil Wick for main shaft	1	22829	Screw for 15465 F, 51745			
1	666-170	Oil Wick for 51250 E	1	22834	Needle Guard Adjusting Screw			
2	666-179	Wedge Pin for 666-111	1	22837	Screw for 51082 M			
1	666-201	Felt Plug for 51294 U	1	22839	Screw for 51001 G			
1	666-209	Felt Disc for 51294 U	3	22839	Screw for 51080			
1	666-214	Felt Lint Tube for 51294 M	1	22840	Screw for 51080			
2	719	Screw for 51250 E	1	22845 B	Eyelet Adapter Screw			
			8	22848	Screw for 51081 H			
			2	22849	Screw for 539			
					Screw for 51082 K			
					Screw for 51082 N			


Amt.	Part No.	Description	Amt.	Part No.	Description	Amt.	Part No.	Description
1	51042 B	Looper Drive Lever Rocker (81, 12982, 22852 A, 51242 M, 52841 G, 52841 H)	2	51192 B	Tension Post Ferrule	1	51294 U	Oil Siphon Assembly
			2	51216 G	Needle Lever Connection Rod	1	51294 Z	Oil Tube Connection for head oil siphon
1	51042 C	Looper Drive Lever (22811 B, 22894 H)	1	51216 J	Needle Lever Conn. Rod Bearing, lower	1	51306	Feed Lift Eccentric, .072 inch throw, for 29476 DV (22894 D)
1	51044	Looper Rocker Frame (96, 98)	28	51216 M	Needle Bearing Roller for 29476 KG	1	51406	Looper Avoid Ecc., .062 inch throw, for 29476 DV (22894 D)
1	51044 A	Looper Rocker Shaft	1	51216 N	Washer for 29066 R			
1	51051	Presser Bar Conn. (402, 22560 B)	1	51216 N	Washer for 55244 G	2	51491 C	Lead-in Eyelet
1	51051 C	Presser Bar Bushing, lower	1	51216 P	Nut, left thread, for 29066 R	1	51493 D	Pump Driving Shaft
2	51054	Needle Lever Link Pin (77, 22564)	1	51217 C	Needle Bar (56)	2	51493 E	Shaft Driving Gear
1	51054	Feed Crank Link Pin (77)	1	51221 C	Pulley (22894 F)	1	51493 AG	Pump Housing (22569 B)
			1	51225 W	Washer for 22585 B	1	51493 AH	Pump Housing Cover (22569 B)
1	51057 G	Cast-off Plate Support (21657 E, 22528)	2	51236 A	Link Pin for 29476 DV, DX (77)	1	51493 BK	Lint Filter Screen
1	51070 G	Pull-up Wire (22513)	1	51236 B	Feed Crank Stud Cap (22768)	1	51493 BP	Oil Pump Driving Gear (22560 B)
1	51080	Throat Plate Support (22839)	1	51236 D	Feed Crank Link	1	51493 BQ	Oil Pump Driven Gear (531)
1	51081 G- 207	Cloth Plate Cover	1	51236 E	Feed Crank Link Assembly (660-169)	1	51723 A	Take-up (96, 22580 D)
1	51081 H	Cloth Plate Cover Spring (22760 A, 22845 B, 35772 H)	1	51236 F	Ferrule for 51236 E	1	51745	Looper Rocker Cone Stud (258 A, 22829)
1	51082 C	Oil Reservoir Top Cover (22524, 22585 A)	2	51236 G	Feed Crank Stud (20, 269, 82)	1	52804 A	Cast-off Plate (28)
1	51082 D	Drip Plate for 51082 C (22737)	1	51242 L	Thrust Washer for 51042 B	1	52841 G	Locking Stud for 51042 B
1	51082 K	Oil Reservoir Back Cover (22733 B, 22848)	1	51242 M	Washer for 51042 B (52841 G)	1	52841 J	Nut for 52841 G
1	51082 L	Oil Drip Plate (187 A)	1	51242 R	Looper Drive Shaft Bushing, center	1	52882 E	Top Cover Gasket
1	51082 M	Head Cover (22837)	1	51242 S	Looper Drive Shaft Bushing, rear	1	52889	Presser Bar Bushing, upper
1	51082 N	Top Cover (22849)	1	51242 Z	Looper Drive Shaft Bushing, front	2	52890 C	Main Shaft Bushing, right and middle
2	51082 P	Chamber Cover	1	51243 C	Ball Stud Fork (22729)	1	52891 B	Main Shaft Housing and Bushing (22569 B, 56390 E)
1	51083	Hand Lift Lever (402, 22557, 43232 R)	1	51244 B	Looper Rocker Shaft Arm (22519 H, 22768)	3	52894 AB	Oil Tube Holder (90)
1	51093 E	Feed Crank Oil Tube (11638 M)	2	51244 L	Thrust Washer for 51044 A	2	52936	Feed Rocker Shaft Bushing
1	51094 G	Feed Lift Ecc. Oil Tube	1	51244 N	Looper Rocker Shaft Collar (18, 51216 N, 55244 G)	1	52944 T	Looper Rocker Shaft Bushing, right
1	51094 H	Oil Tube Assembly	1	51246	Looper Rocker Stud Nut	1	52944 U	Looper Rocker Shaft Bushing, left
1	51134 C	Feed Bar Shaft	1	51247	Main Shaft Counter- weight (22894 J)	1	52994 L	Looper Avoid Ecc., Oil Tube
1	51134 J	Washer for 56334 E	1	51250 D	Washer for 51250 E	2	55235 D	Screw for 51035 A
1	51134 P	Lubricating Felt for feed rocker shaft	1	51250 E	Needle Lever Stud (666-170, 719)	2	55235 E	Nut for 51035 A
1	51134 R	Lubricating Felt Guard	1	51250 F	Gasket for 51250 E	1	55244 G	Looper Rock Shaft Collar Lock Stud (18, 51216 N)
1	51145 A	Eccentric Link Assembly for 29476 DV, DX	1	51250 K	Presser Bar	1	56334 L	Feed Dog Holder (258, 22863)
1	51147	Main Shaft Thrust Collar (95)	1	51282 M	Oil Reservoir Top Cover Gasket	1	56341 G	Spring for 51041 G
1	51150	Needle Lever Thrust Collar	1	51282 S	Oil Reservoir Back Cover Gasket	1	56354 A	Needle Bar Connection Link for 29348 W
1	51154 C	Needle Bar Bushing, upper	2	51282 U	Chamber Cov. Gasket	1	56356	Presser Spring Regulator
1	51154 D	Needle Bar Bushing, lower	1	51290 T	Main Shaft Bushing, inner left	1	56358	Needle Bar Thread Eyelet (22768)
1	51154 G	Needle Bar Conn. (22562 A)	2	51292	Tension Post	1	56358 A	Ndl. Lever Thread Eyelet (22769)
1	51170 C	Pull-off Wire Support (22513, 51170 D)	2	51292 C	Tension Nut	1	56390 E	Gasket for 52891 B
1	51170 D	Nut for 51170 C	1	51292 D	Tension Eyelet	1	57840	Lpr. Conn. Rod (18, 269)
			1	51292 F-2	Tension Spr. (lpr.)	1	61256	Presser Spring
			1	51292 F-3	Tension Spr. (ndl.)	2	92127	Screw for 51035
			1	51294 K	Upper Clamp for 51294 S (22729 B)			
			1	51294 M	Oil Tube			
			1	51294 P	Oil Tube Clamp for head oil siphon (22729, 41071 G)			

NOTE: Numbers in parentheses following parts description indicate the screws, nuts, etc., used to attach or hold these parts.




666-98

187 A (2)



51082 L



22849

51082 N


52882 E

51082 M



22760 A (3)

35772 H (3)




22837

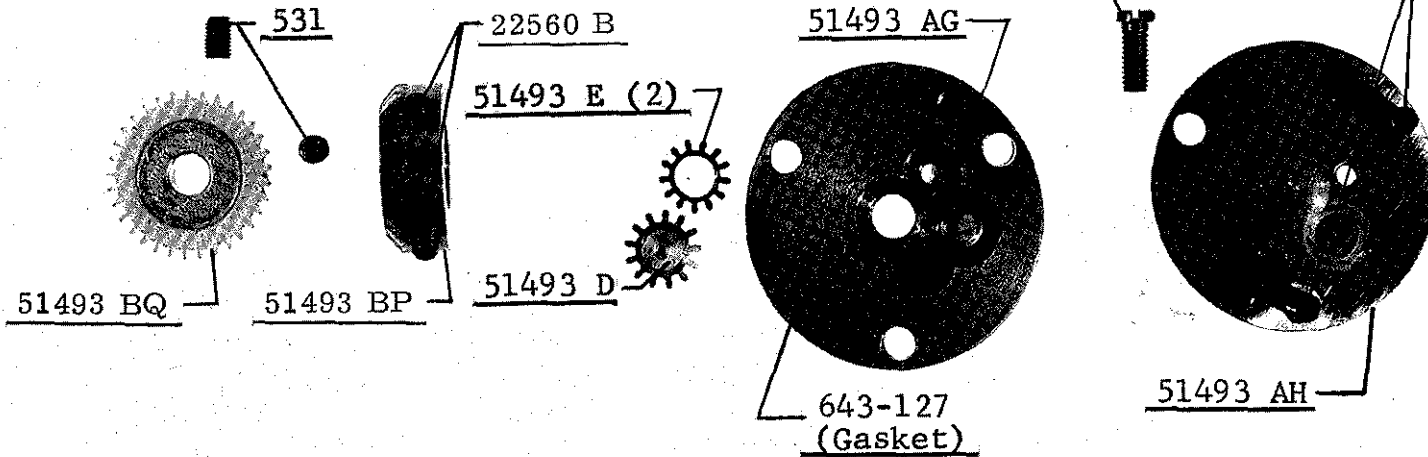
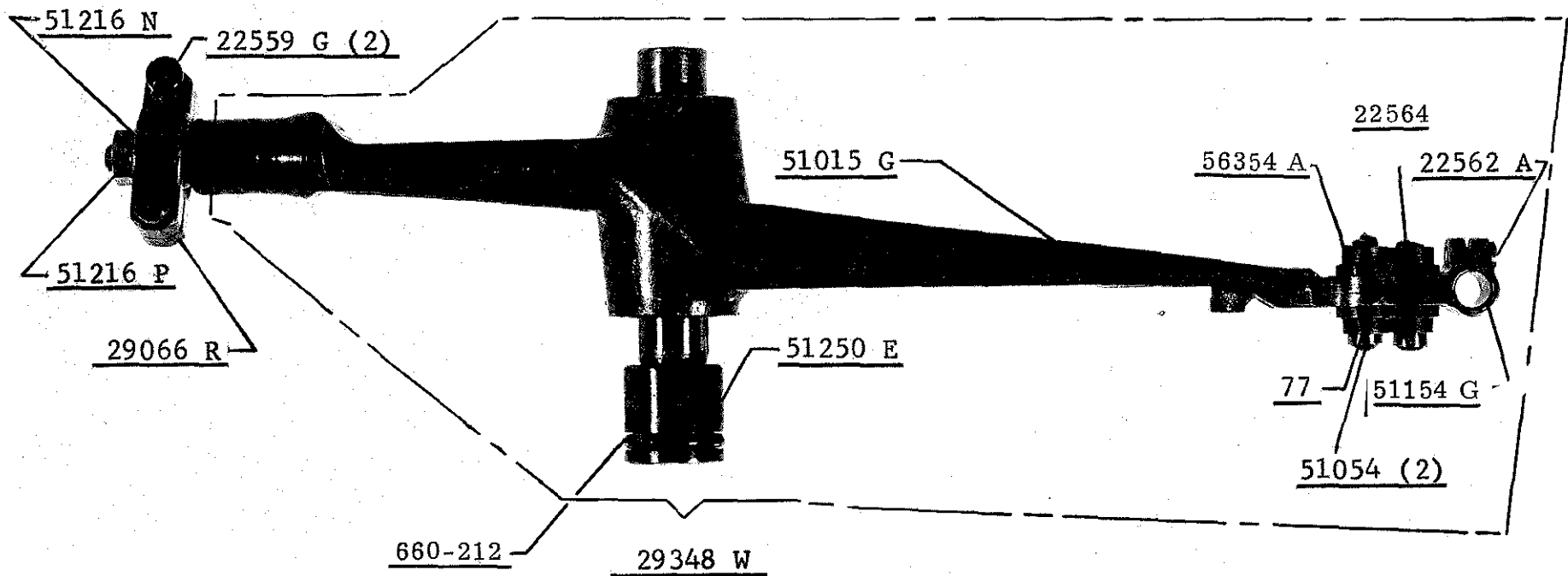
22845 B



51081 H



51081 G-207



22768 27-435 Blk.

56358

22839 (3)

51080

51020 G
(Complete)

22801

51225 W

51217 C

22528

22585 B

51005 G

51025 A

22570 (2)

51008 G

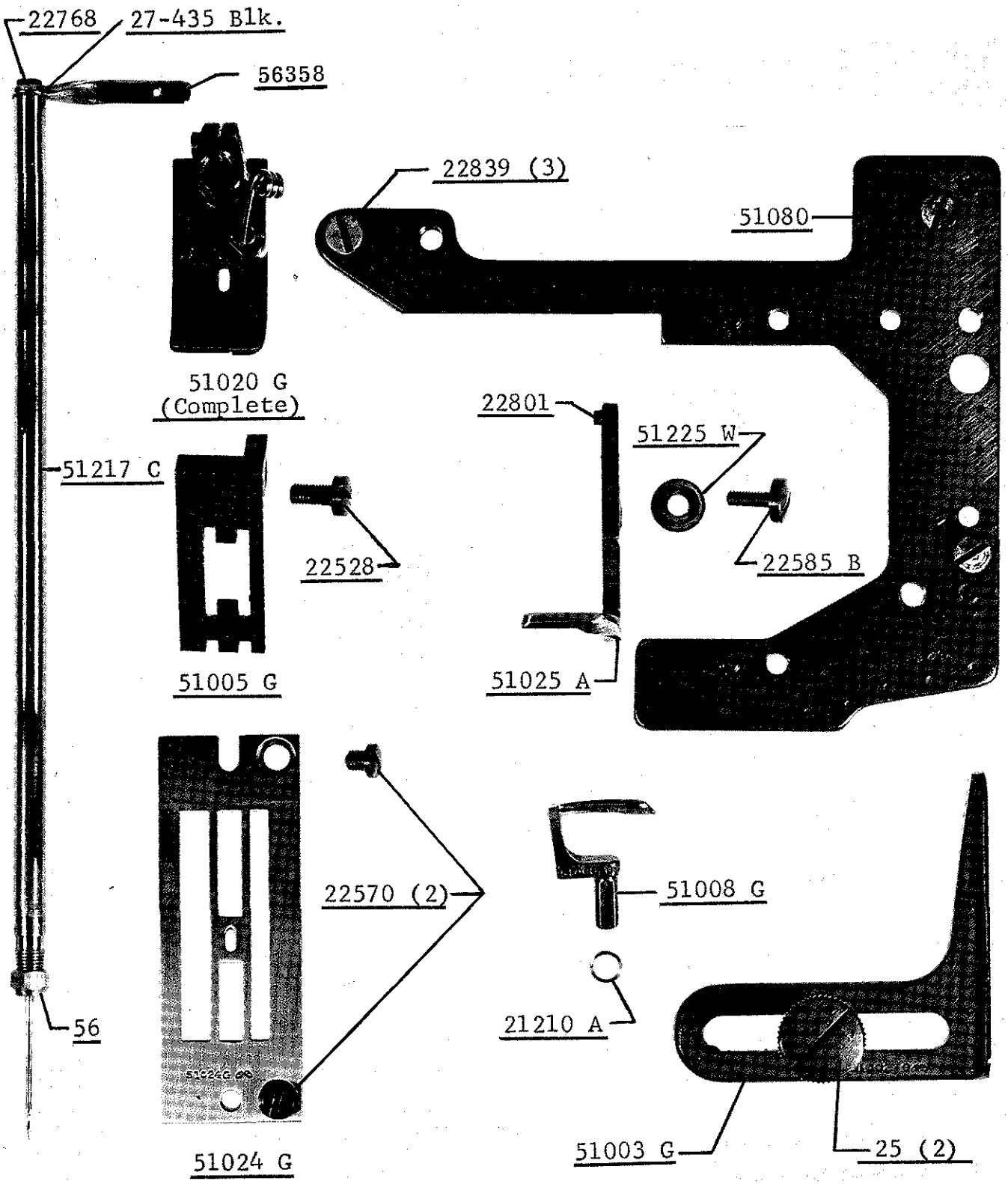
56

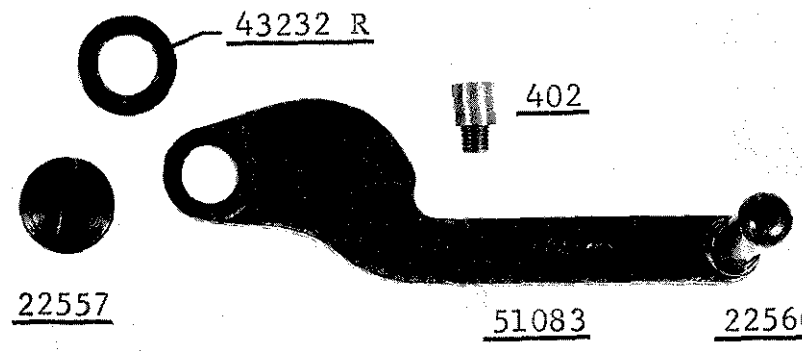
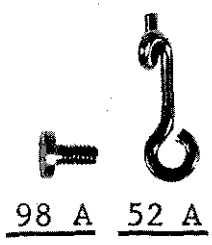
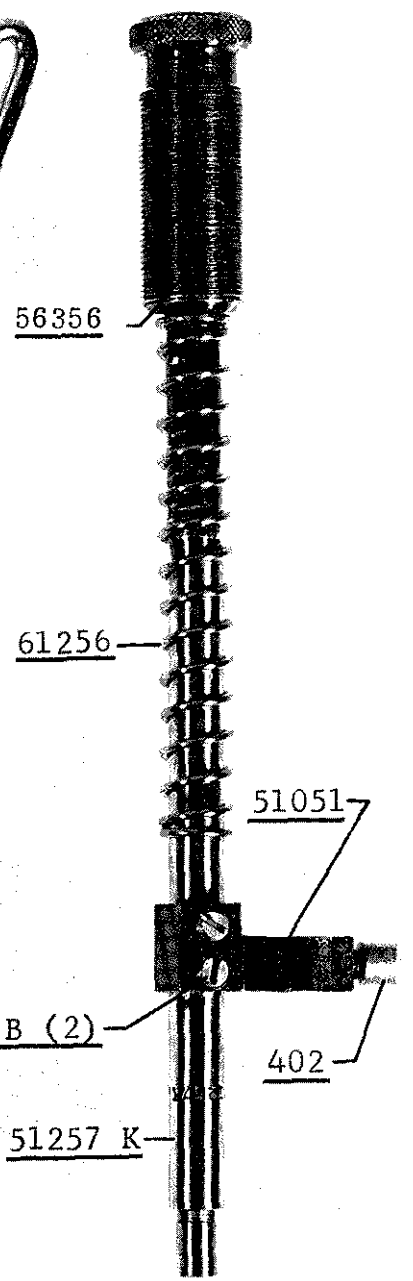
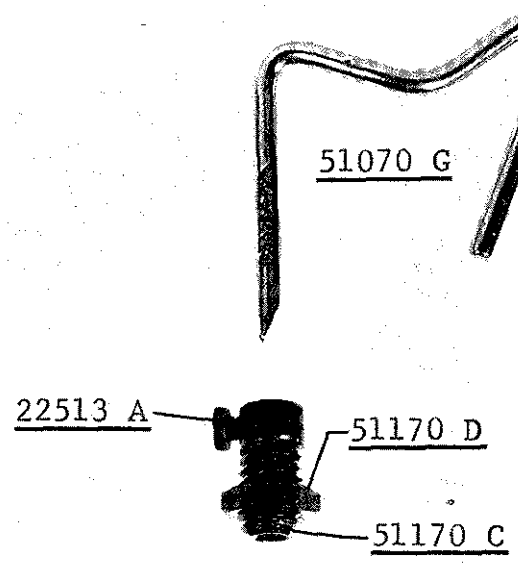
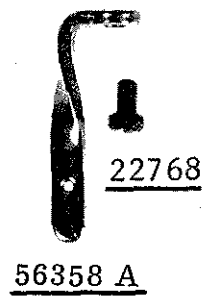
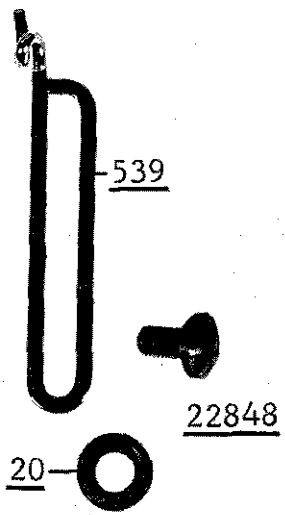
21210 A

51024 G

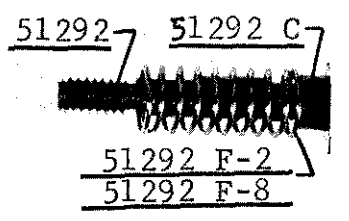
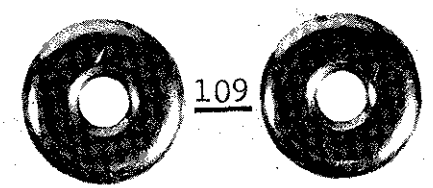


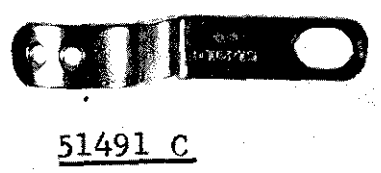
51003 G

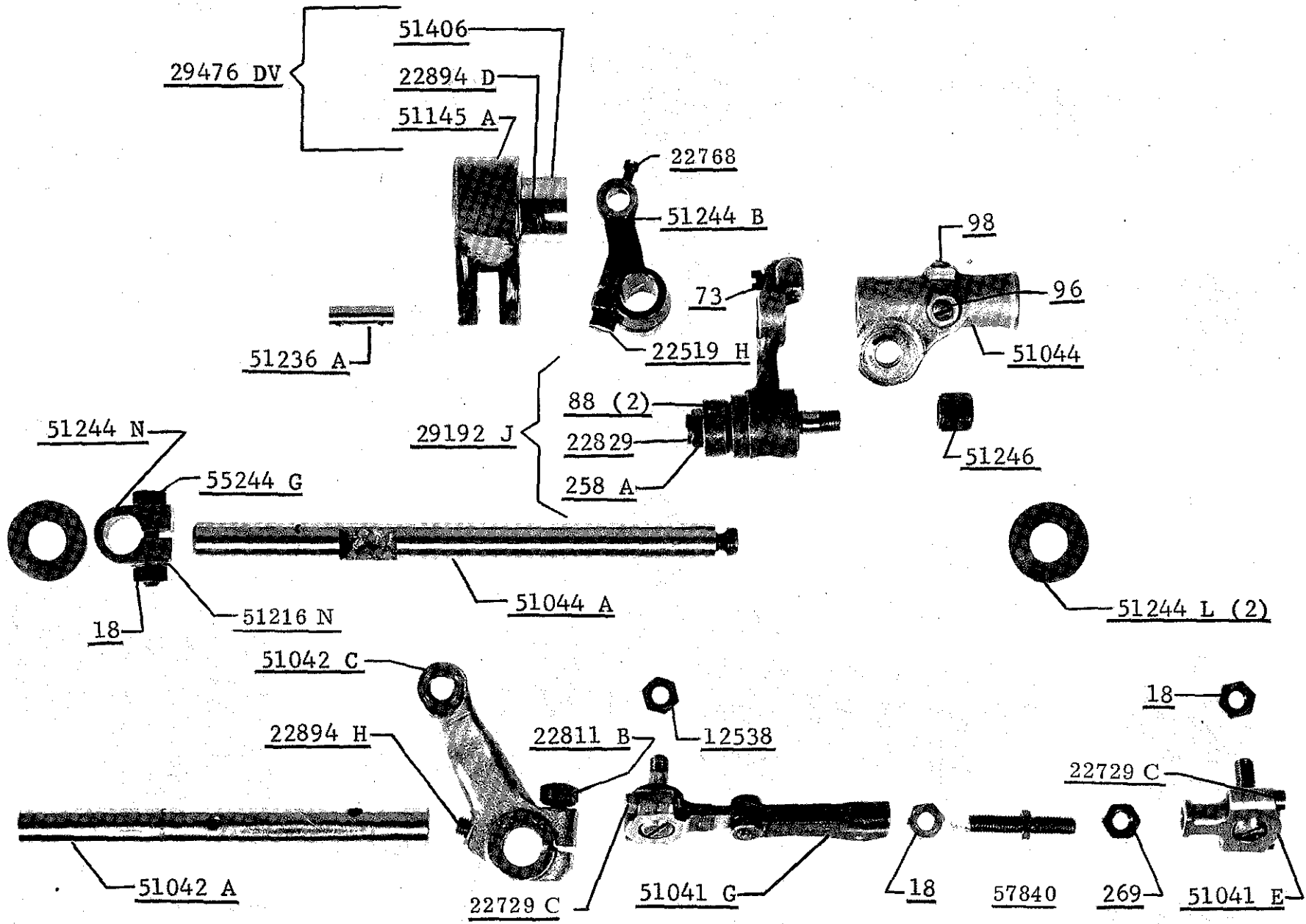
25 (2)

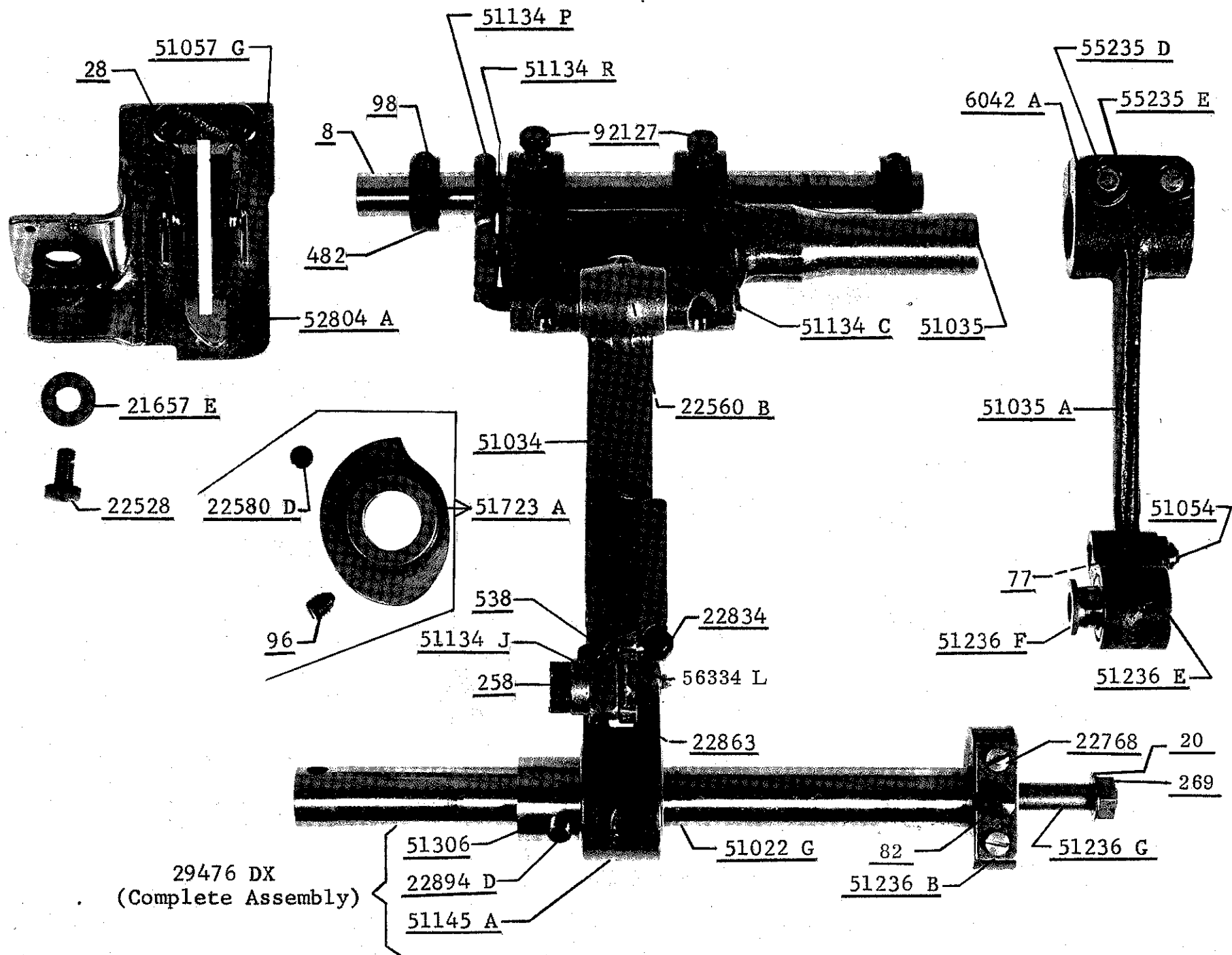




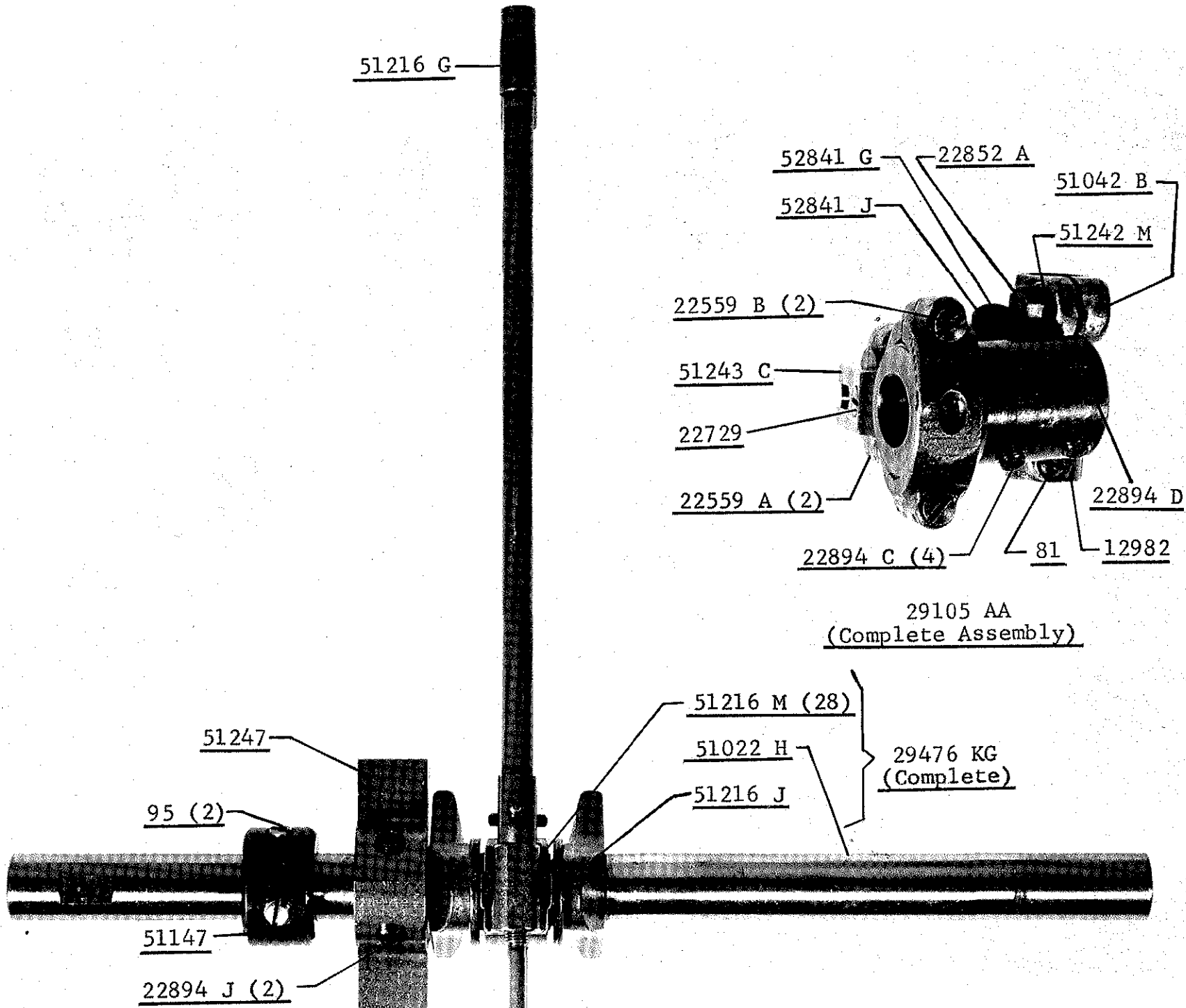
22560 B (2)







29476 DX
 (Complete Assembly)





Tools & Gauges

Description	Order Number	Description	Order Number
KITS:			
Floor Mechanics Tool Kit includes TTC Nos. 4, 5, 10-13, 15-20, 22, 23, 27, 28, 30, 33, 35, 36, 37-42, 48, 57, 58, 72, 73	TTC-1		
Traveling Mechanics Tool Kit same as TTC-1 plus Nos. 7, 43, 44, 49-56	TTC-2		
ALLEN WRENCHES:			
Screwdriver handle and 4 Allen Bits	TTC-4		
Sizes $\frac{3}{32}$ " , $\frac{1}{8}$ " , $\frac{5}{32}$ " , $\frac{3}{16}$ "	TTC-57		
Set Standard 'L' shape Allen Wrenches	TTC-8		
Set Metric 'L' shape Allen Wrenches	TTC-62		
Allen Cluster			
BAGS:			
Union Special Tool Pouch	TTC-30		
BRASS ROD:			
4 x $\frac{5}{16}$ "	TTC-19		
BRUSH:			
Cleaning brush 6"	TTC-23		
BUCKLE:			
Union Special metal belt buckle	TTC-31		
CLAMP:			
C-Clamp 6"	TTC-53		
CUTTER:			
Side cutters 5"	TTC-50		
EMBLEMS:			
TTC emblem for coat	TTC-64		
FILES:			
Round 8"	TTC-55		
Flat 8"	TTC-56		
Handles for files (not shown)	TTC-77		
Diamond file for lockstitch needle guards	TTC-60		
FLASHLIGHT:			
Pocket flashlight with clip	TTC-76		
GAUGES:			
Feeler or thickness gauge, .001 thru .015	TTC-22		
Looper Gauges set of 10 sizes: $\frac{1}{16}$ " , $\frac{3}{32}$ " , $\frac{1}{8}$ " , $\frac{5}{16}$ " , $\frac{3}{8}$ " , $\frac{7}{16}$ " , $\frac{1}{2}$ " , $\frac{5}{8}$ "	TTC-33		
Synchronizing gauge for flatbed machines (not shown)	TTC-34		
$4\frac{1}{8}$ " gauge for flatbed machines (not shown)	TTC-35		
Needle height gauge for 39800 machines	TTC-61		
Spreader height gauge for 52800, 52900, 57800 and 57900 machines (not shown)	TTC-68		
GRINDER:			
Handee grinder kit	TTC-74		
HAMMER:			
4 oz. ball peen hammer	TTC-38		
MAGNET:			
Pocket magnet 8"	TTC-10		
PLIERS:			
Slip joint pliers 6"	TTC-12		
Needle nose pliers 6" (serrated jaws)	TTC-13		
Needle nose pliers 6" (smooth jaw)	TTC-49		
Plastic grips for pliers	TTC-14		
Snap ring pliers	TTC-69		
Grooved pliers HL-14P	TTC-84		
PUNCH:			
Center punch 4"	TTC-54		
Drift punch	TTC-82		
SANDING CLOTH:			
Emery cloth (not shown)	TTC-78		
Crocus cloth (not shown)	TTC-79		
Roll emery cord (not shown)	TTC-80		
SCALE:			
Metal scale $\frac{1}{2}$ " x 6"	TTC-15		
Metal scale $\frac{1}{2}$ " x 6", inches and metric	TTC-86		
Metal scale $\frac{1}{4}$ " x 6"	TTC-66		
SCISSORS:			
8"	TTC-32		
SCREWDRIVERS:			
Set various size wood handled screwdrivers: 4", 10", 2-8", 6", 14", 12"	TTC-5		
10" x $\frac{3}{16}$ " blade	TTC-24		
8" x $\frac{3}{16}$ " blade, plastic handle Stanley	TTC-73		
6" x $\frac{3}{16}$ " blade	TTC-25		
3" x $\frac{3}{16}$ " blade	TTC-26		
2" x $\frac{1}{8}$ " blade	TTC-27		
8" x $\frac{1}{8}$ " blade	TTC-28		
Quickwedge screw starter 5"	TTC-11		
Quickwedge screw starter 3"	TTC-65		
SOCKETS:			
T-Handle, 6" extension $\frac{3}{32}$ " , $\frac{1}{16}$ " , $\frac{3}{8}$ " and $\frac{1}{2}$ " sockets all $\frac{1}{4}$ " drive	TTC-37		
$\frac{1}{2}$ " socket, $\frac{1}{4}$ " drive	TTC-46		
$\frac{5}{16}$ " socket, $\frac{1}{4}$ " drive	TTC-47		
Screwdriver handle for sockets $\frac{1}{4}$ " drive	TTC-48		
T-Handle $\frac{1}{4}$ " drive	TTC-63		
STONES:			
Triangle India Stone 4"	TTC-20		
Round India Stone 4"	TTC-21		
TACHOMETER:			
Handheld digital tach 1-20,000 RPM	TTC-67		
TEST LEADS:			
Red Pomona type clip	TTC-70		
Black Pomona type clip	TTC-71		
TIMING LIGHT:			
Strobe light	TTC-75		
TWEEZERS:			
Sharp point	TTC-16		
VICE GRIPS:			
Small 7"	TTC-51		
Large 10"	TTC-52		
VOLT-OHM METERS:			
Pocket VOM Multitester	TTC-6		
Large VOM Multitester	TTC-7		
Case—small (not shown)	TTC-8		
Case—large (not shown)	TTC-9		
WRENCHES:			
Needle wrench $\frac{3}{32}$ " open end, curved for needle and looper nuts	TTC-17		
Looper avoid wrench for classes 35800 and 36200. (not shown)	TTC-85		
$\frac{3}{32}$ " x $\frac{1}{4}$ " curved box end	TTC-18		
$\frac{1}{2}$ " open and box end	TTC-39		
$\frac{3}{8}$ " open and box end	TTC-40		
$\frac{1}{16}$ " open and box end	TTC-41		
$\frac{1}{4}$ " open and box end	TTC-81		
$\frac{3}{16}$ " open and box end	TTC-42		
$\frac{5}{8}$ " x $\frac{1}{16}$ " open end	TTC-43		
$1\frac{1}{16}$ " x $\frac{3}{4}$ " open end	TTC-44		
$\frac{3}{16}$ " x $\frac{7}{32}$ " open end	TTC-45		
$\frac{1}{4}$ " x $\frac{7}{32}$ " open end	TTC-72		
6" adjustable	TTC-36		
8" adjustable	TTC-59		
Adjustable torque wrench 0-75 in. lb. dial indicator with screwdriver bit & $\frac{1}{4}$ " drive adapter	TTC-3		
Rod wrench for use with above torque wrench on flatbed machines	TTC-29		
Adjustable torque wrench 0-36 in. lb. with bits	TTC-83		



Union Special[®]
INDUSTRIAL SEWING MACHINES

UNION SPECIAL maintains sales and service facilities throughout the world. These offices will aid you in the selection of the right sewing equipment for your particular operation. Union Special representatives and service men are factory trained and are able to serve your needs promptly and efficiently. Whatever your location, there is a Union Special Representative to serve you. Check with him today.

ATLANTA, GA.

BOSTON, MASS.

CHICAGO, ILL.

DALLAS, TEXAS

LOS ANGELES, CAL.

NEW YORK, N. Y.

PHILADELPHIA, PA.

MONTREAL, CANADA

TORONTO, CANADA

BRUSSELS, BELGIUM

LEICESTER, ENGLAND

LONDON, ENGLAND

PARIS, FRANCE

STUTTART, GERMANY

Representatives and distributors in all important industrial cities throughout the world.

UNION SPECIAL CORPORATION
400 N. FRANKLIN ST., CHICAGO, ILL. 60610